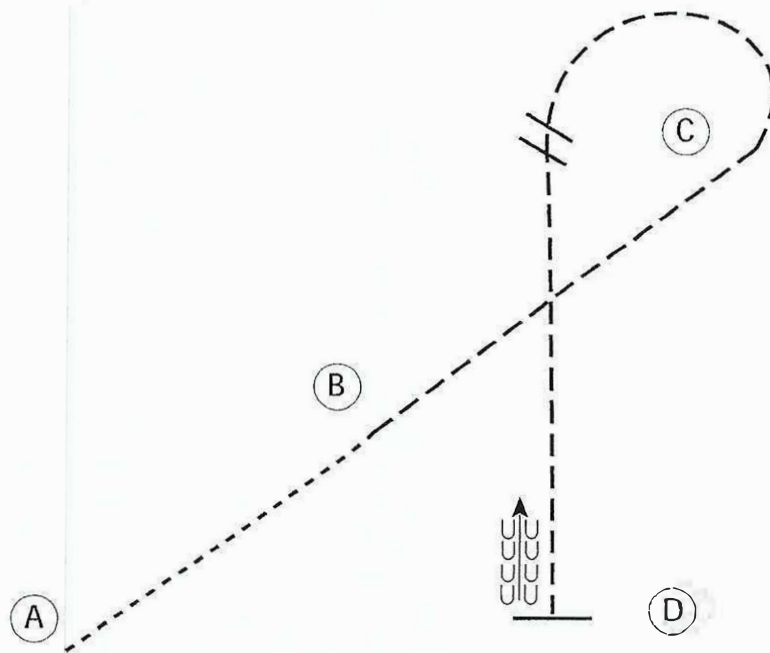


Class 167 | The Championship Show | Grand Arena

Small Fry Equitation (9 & under)

Show Date: October 3, 2021



Be ready at A.

1. Walk from A to B.
2. Sitting trot from B to C.
3. At C, posting trot on the right diagonal.
4. At C, change diagonals.
5. Posting trot on the left diagonal to D.
6. Stop at D. Back approximately one horse length.
7. Follow the instructions of your ring steward.

Walk	-----
Trot	- - - - -
Extended Trot	-----
Canter	—————
Leg Yield	
Lead Change	↗ ↘
Back	← ← ← ← ←
Marker	(B)
Sidepass	← - - - - →
Hand Gallop	—————

[HSE/WT-15]

Provided by:

WEC

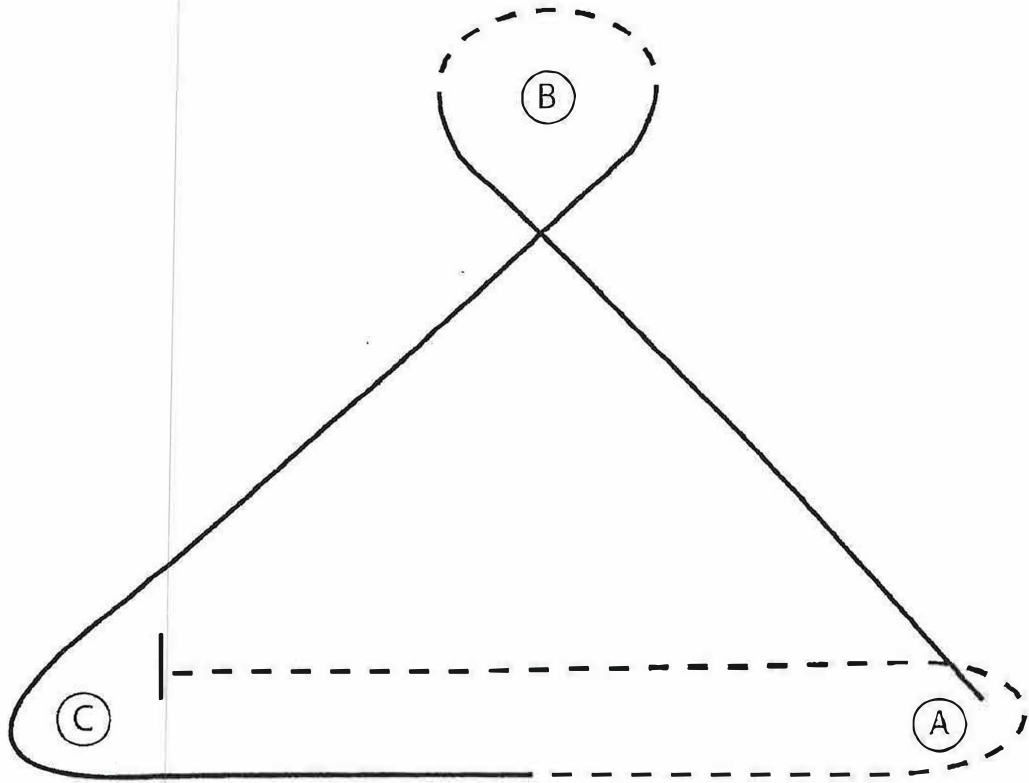
Class 168, 169, 170 | The Championship Show | Grand Arena

Equitation (Nov Youth 13 & Under, Novice Youth 14 – 18, 11 & under)

Show Date: October 3, 2021

www.horshowpatterns.com

www.horshowpatterns.com



1. Canter on the right lead A to B
2. At B posting trot around B
3. At B canter on the left lead to and around C and continue towards A
4. Halfway to A posting trot on the right diagonal to and around A and continue towards C
5. Halfway to C sit the trot
6. Stop at C

Walk
Trot	-----
Extended Trot	-----
Canter	—————
Leg Yield	
Lead Change	↘ ↙
Back	←←←←←
Marker	⊙
Sidepass	←-----←

[HSE/2-4]

Provided by:

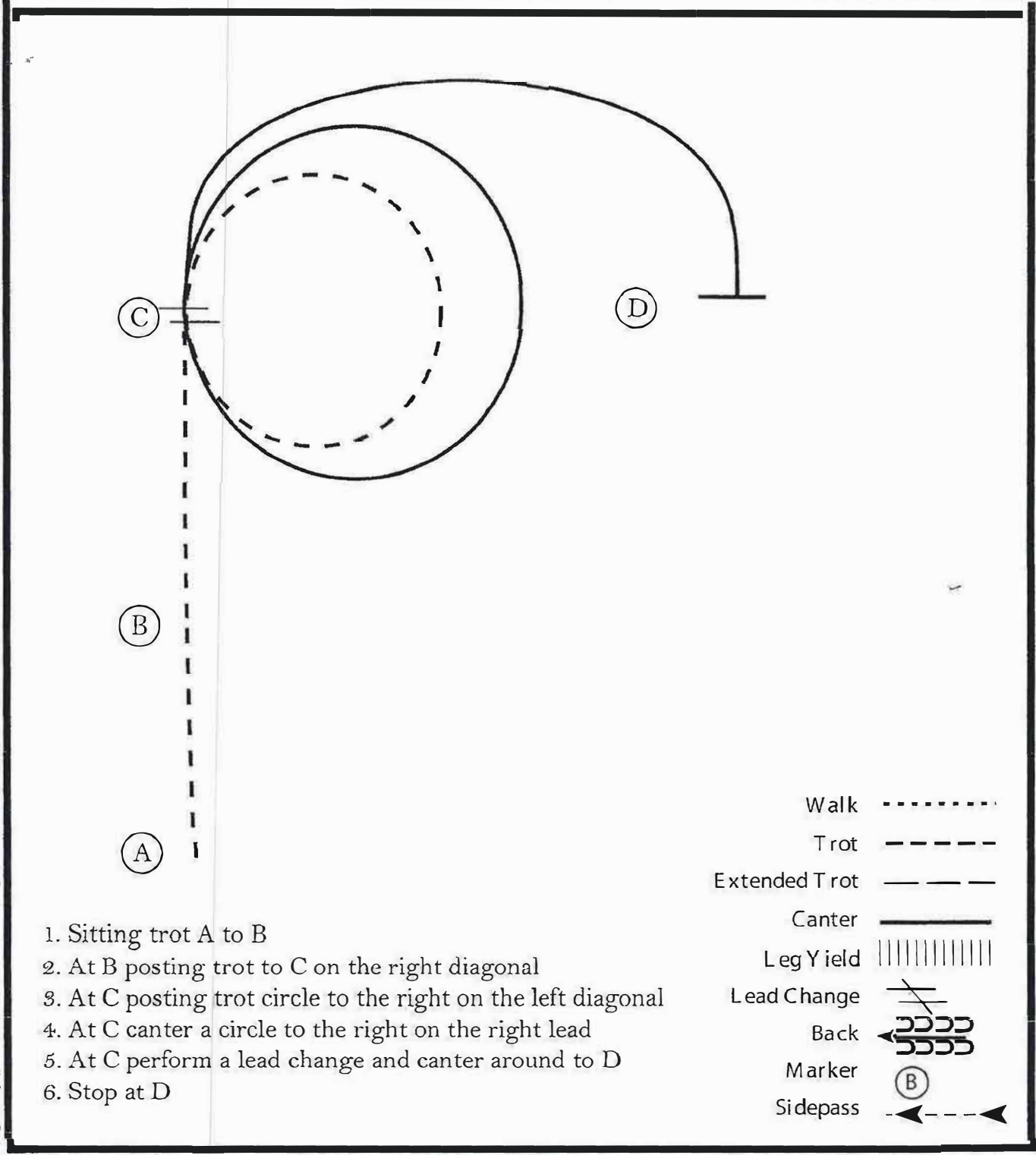
WEC

Hunt Seat Equitation (Youth 12-14, Youth 15-18)

Show Date: October 3, 2021

www.horshoowpatterns.com

www.horshoowpatterns.com



1. Sitting trot A to B
2. At B posting trot to C on the right diagonal
3. At C posting trot circle to the right on the left diagonal
4. At C canter a circle to the right on the right lead
5. At C perform a lead change and canter around to D
6. Stop at D

- Walk
 - Trot - - - - -
 - Extended Trot - - - - -
 - Canter _____
 - Leg Yield |||||
 - Lead Change
 - Back
 - Marker (B)
 - Sidepass

[HSE/3-10]

Provided by:

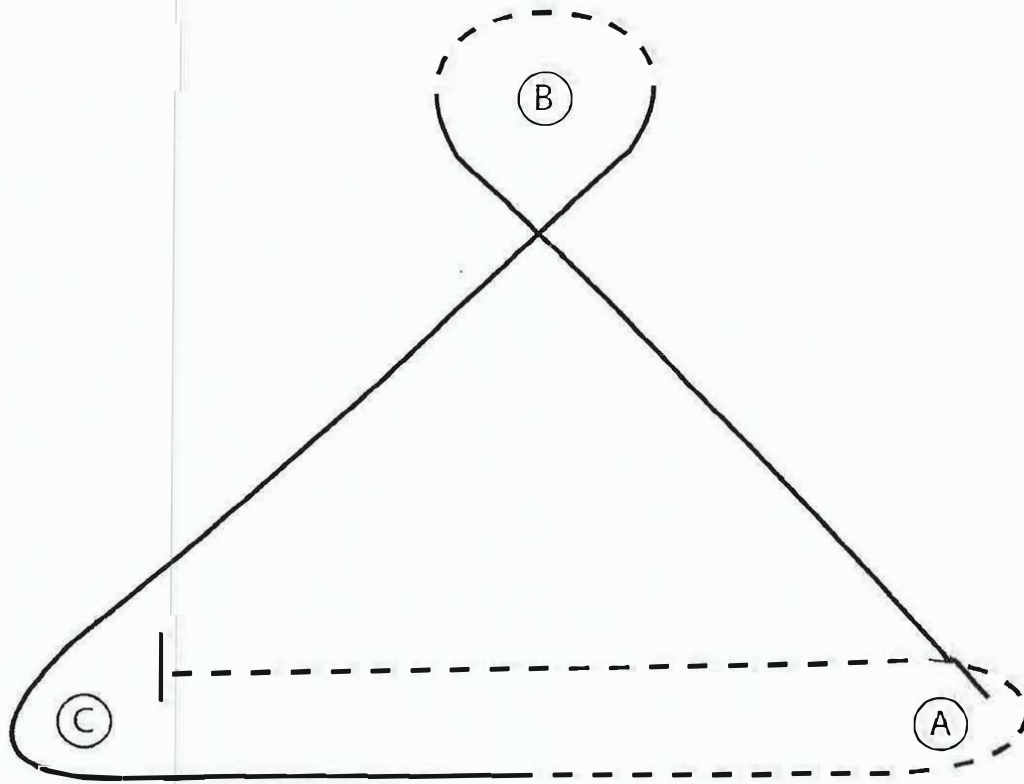
WEC

Equitation (Nov Am, Nov Select)

Show Date: October 10, 2021

www.HorseShowPatterns.com

www.HorseShowPatterns.com



1. Canter on the right lead A to B
2. At B posting trot around B
3. At B canter on the left lead to and around C and continue towards A
4. Halfway to A posting trot on the right diagonal to and around A and continue towards C
5. Halfway to C sit the trot
6. Stop at C

Walk
Trot	-----
Extended Trot	-----
Canter	—————
Leg Yield	
Lead Change	⋈
Back	←←←←←
Marker	⊙
Sidepass	←←←←←

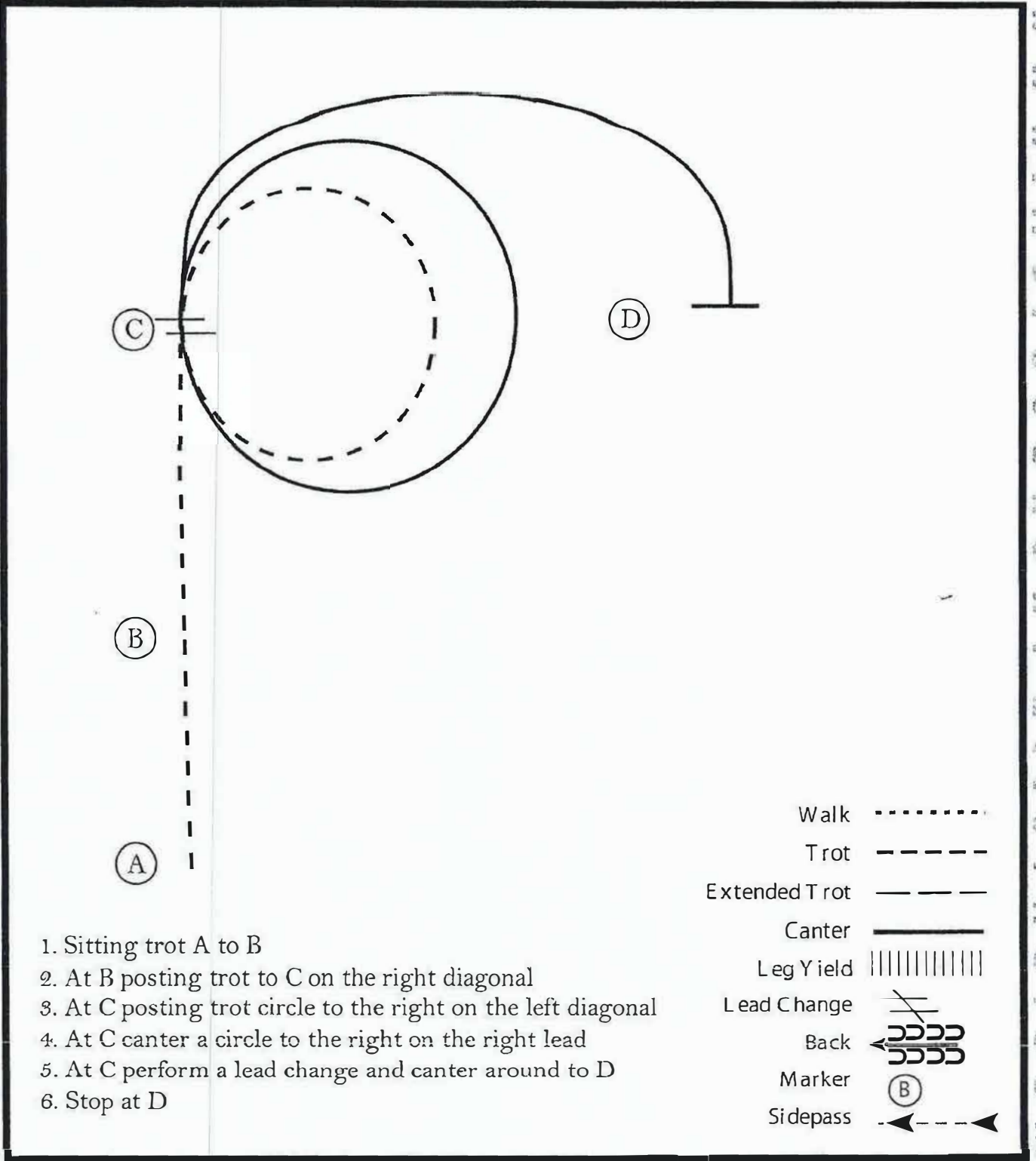
[HSE/2-4]

Provided by:

WEC

www.horshowpatterns.com

www.horshowpatterns.com



1. Sitting trot A to B
2. At B posting trot to C on the right diagonal
3. At C posting trot circle to the right on the left diagonal
4. At C canter a circle to the right on the right lead
5. At C perform a lead change and canter around to D
6. Stop at D

Walk
Trot	-----
Extended Trot	-----
Canter	—————
Leg Yield	
Lead Change	↘↙
Back	←←←←←
Marker	⊙
Sidepass	←←←←←

[HSE/3-10]

Provided by:

WEC